

SHY

SHADING SOLUTIONS BY DESIGN



Zip[®] FTS rooflight system



FTS rooflight system

OVERVIEW

- ZIP® technology used with our Fabric Tensioning System (FTS)
- Used for areas of up to 6.5m wide or 20m long with a maximum of 50m²
- Features headboxes and side channels with the recommended option for blind shelf

SYSTEM DETAILS

FTS rooflight blinds can operate in a vertical or horizontal position and at any angle in between, drawing upwards, downwards, or sideways.

The heart of the system is SHY's specially designed zipper ribbon which is securely held in a shaped plastic inner rail which allows the blind to run freely and quietly but prevents the fabric from being pulled out of the side channel.

This system uses small diameter stainless steel cables attached to the leading edge of the hem bar to pull the fabric across. These cables are wound around cable drums in the tension head box and driven by a motor, therefore an FTS system requires a mains connection to a control box that then distributes power along product specific wiring to both top and bottom motors.

APPLICATION

Perfect for large rooflights and lanterns, these systems are used in many commercial and high-end domestic situations. They are ideal when building occupants need to control the amount of light, glare and heat gain attributable to the skylight. Utilising a wide choice of blind fabrics, every level of shading, through to dim-out can be achieved.

Hardware can be powder coated to any RAL colour (standard colours are white & black) to suit existing surroundings. Recommended shelf can be used to assist installation and running of the blind.





Features



SIDE CHANNELS

- 33x28mm side channels
- Flange mounted or through mounted
- Zipper ribbon runs within the inner rail



HEADBOXES

- Headboxes will be 150mm square for blinds up to 5m wide or 6.4m long
- For blinds over these sizes bespoke 200 Plus boxes will be required



FTS CONTROL BOX

- An FTS is a double-motor system with a special motor at both ends of the blind. The motors “talk” to each other through a control box which allows adjustment of the moving and finishing tension



SHELF

- It is recommended that wherever possible, FTS blinds are orientated so the head boxes point up to the glass with the cloth at the lowest point, and if on show, that our shelf system is used.
- Regardless of the opening, the blind can be fitted square to ensure the best finish for the fabric and long life of the blind.



FABRIC

- Blackout – prevents or significantly reduces the amount of light passing through the fabric
- Glass fibre and polyester screen – protect against heat and glare of the sun

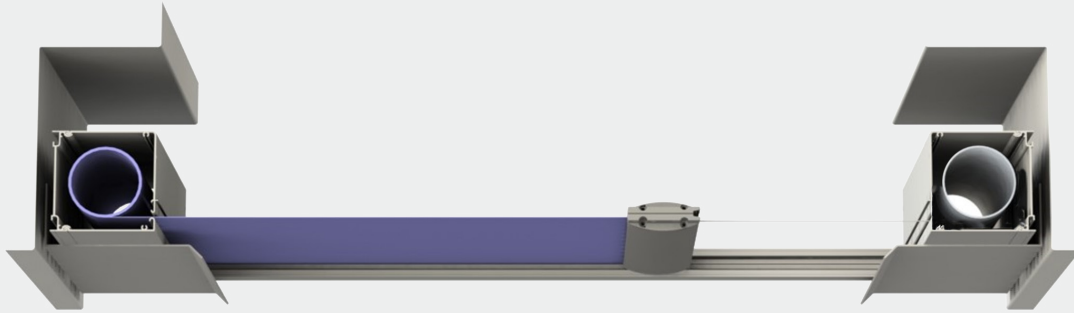


MOTORISED CONTROL

- Hard wired – wall switch or integration into control systems
- Radio control – remote or switch through dry contact receiver

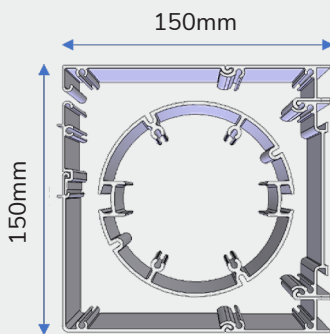


System Specification

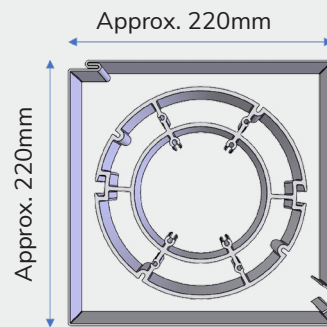


'Reverse roll' rooflight blind with FTS tensioning

HEADBOX DIMENSIONS



150mm headbox with Ø110mm tube

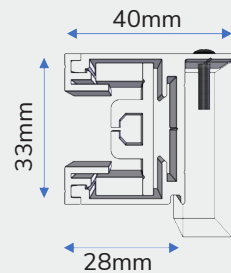
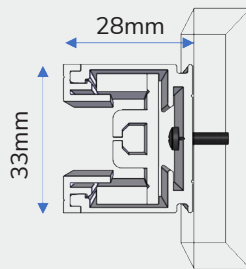
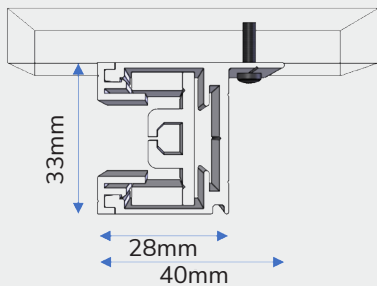


Approx. 220mm headbox square front

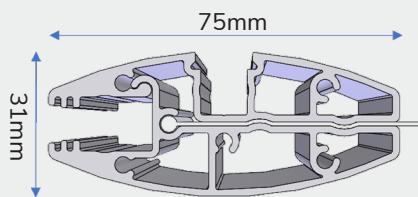
150 box or bespoke 200 Plus Series headbox

As these boxes are handmade to order, exact dimensions depend on the blind they are housing. Please contact us for details

ZIP® SIDE CHANNEL DIMENSIONS



HEMBAR DIMENSIONS



75mm Hembar

OTHER SYSTEMS IN THE ROOFLIGHT RANGE

- SHY Obscura® FTS rooflight blind
- SHY Sunfacta® FTS rooflight blind

GET IN TOUCH...

UK T: 01462 455 400
Worldwide T: +44 1462 455 400
Email: info@shy.co.uk

Head Office
2B Dunhams Lane,
Letchworth, Herts, SG6 1BE

www.shy.co.uk